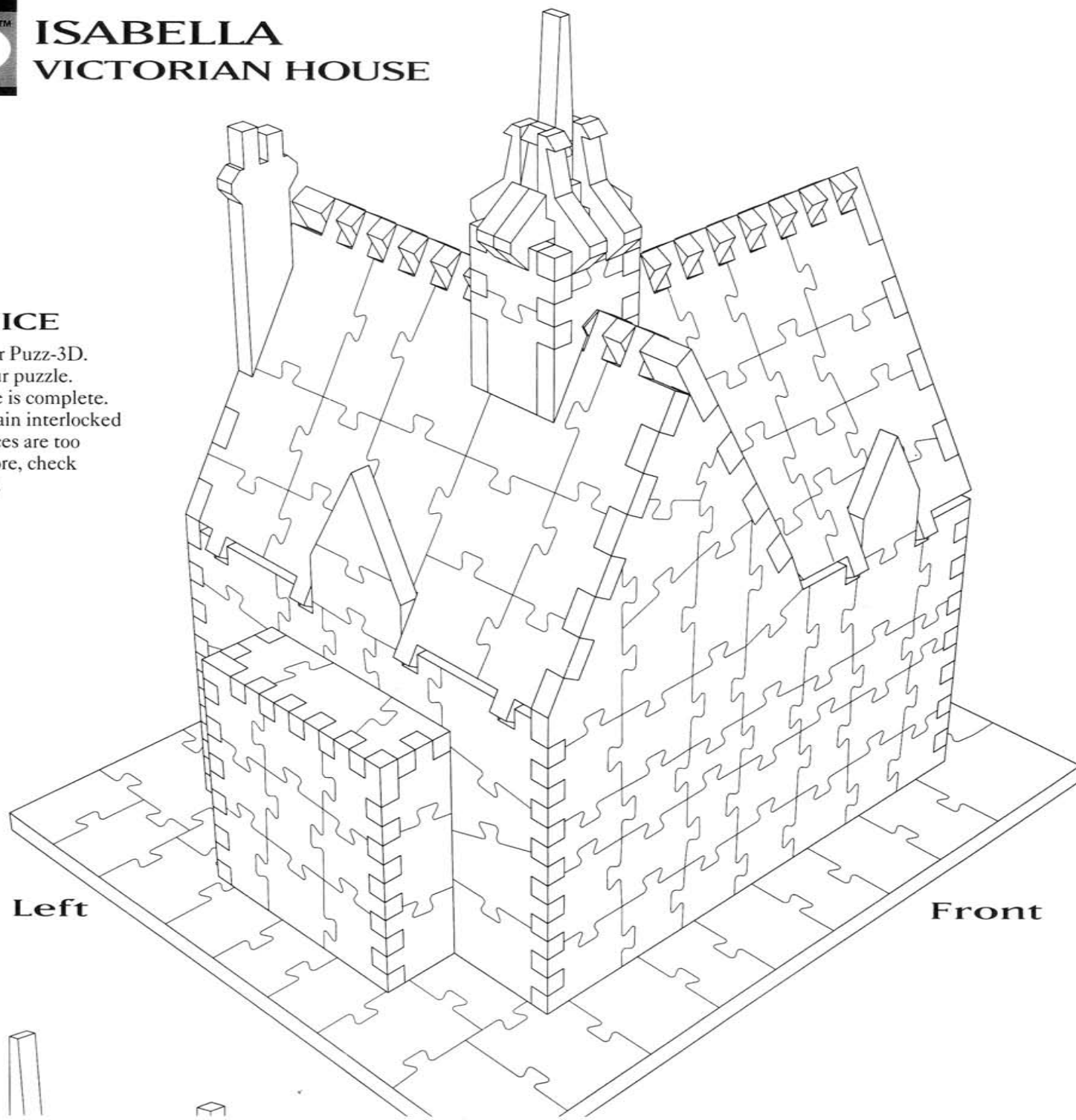




ISABELLA VICTORIAN HOUSE


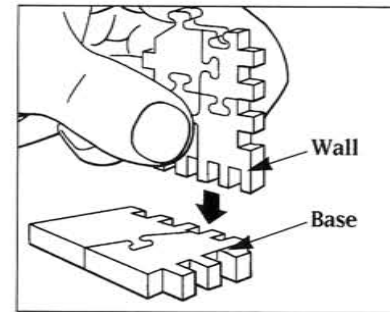
IMPORTANT NOTICE

All pieces with red dots are *not* part of your Puzz-3D. Set these pieces aside while you build your puzzle. Then discard them only when your puzzle is complete. Careful! Some unmarked pieces may remain interlocked with red-dot pieces. Also, some waste pieces are too small to be marked with red dots. Therefore, check these pieces thoroughly before discarding.

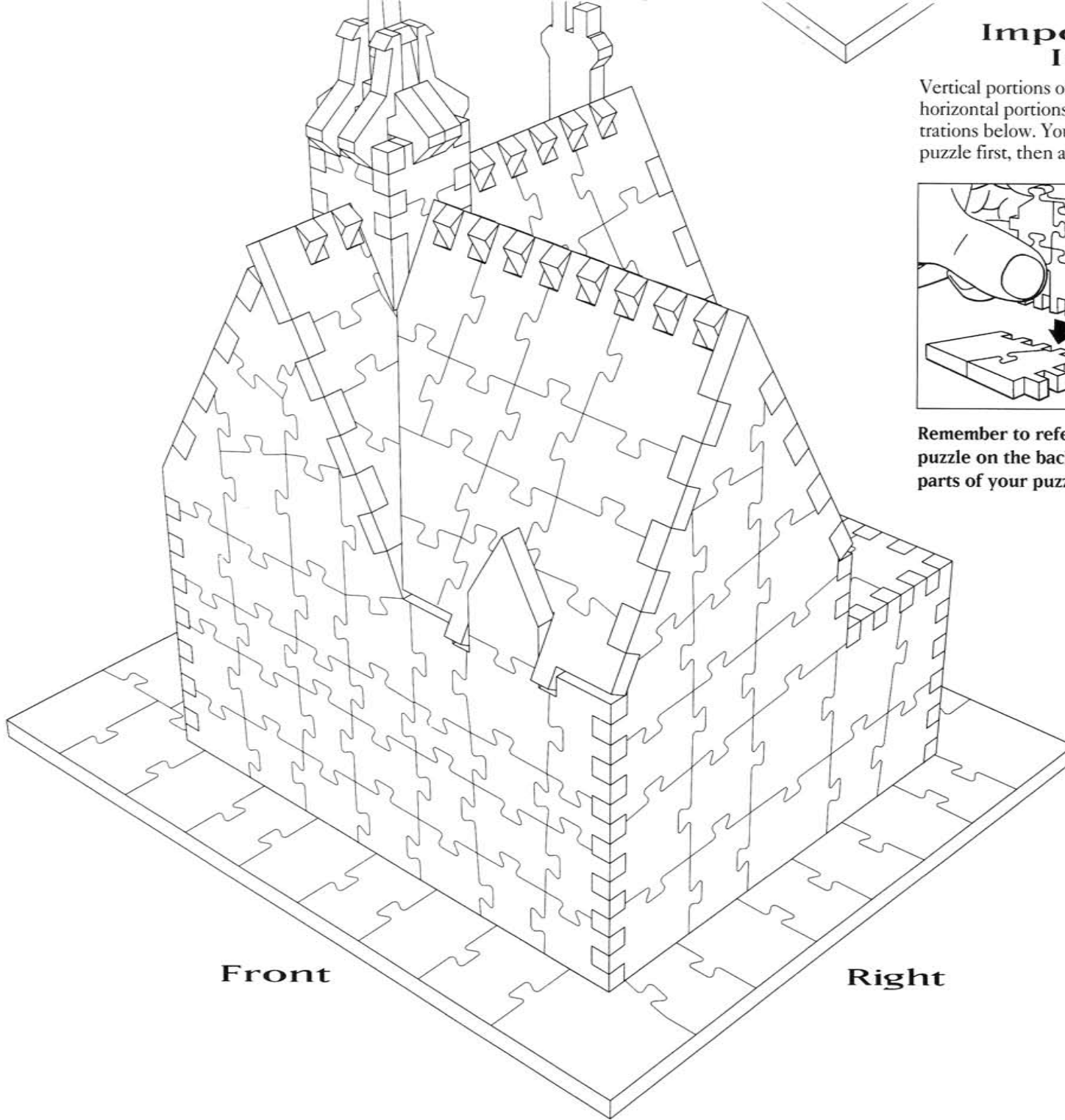


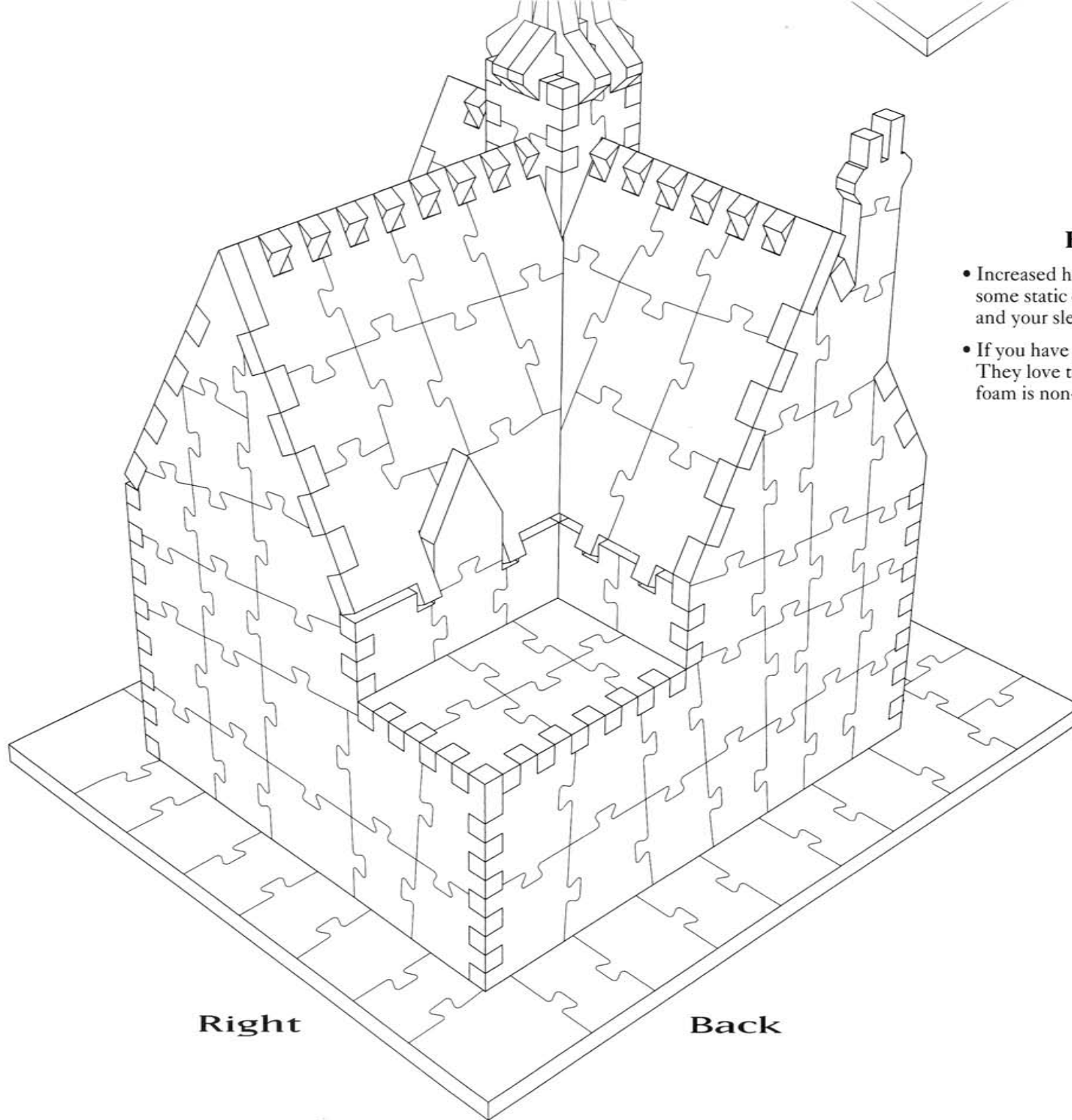
Important Building Information

Vertical portions of your puzzle (such as walls) fit onto the horizontal portions (floors, rooftops, etc.) as shown in the illustrations below. You may find it easier to build the base of your puzzle first, then attach the puzzle wall pieces to the base.



Remember to refer to the different views of the completed puzzle on the back of your box when working on those parts of your puzzle.





Right

Back

Helpful Hints

- Increased handling of your Puzz-3D does create some static cling. Keep an eye on your surroundings and your sleeves while you are working.
- If you have pets, keep them away from the puzzle. They love to play with the foam pieces, although the foam is non-toxic.



Missing Puzzle Pieces

If a piece of your Puzz-3D is missing or damaged, we will replace it. Simply indicate on this puzzle guide sheet approximately where the problem is occurring. Then send this guide sheet with the area circled, along with your name, address and phone number to the address below.

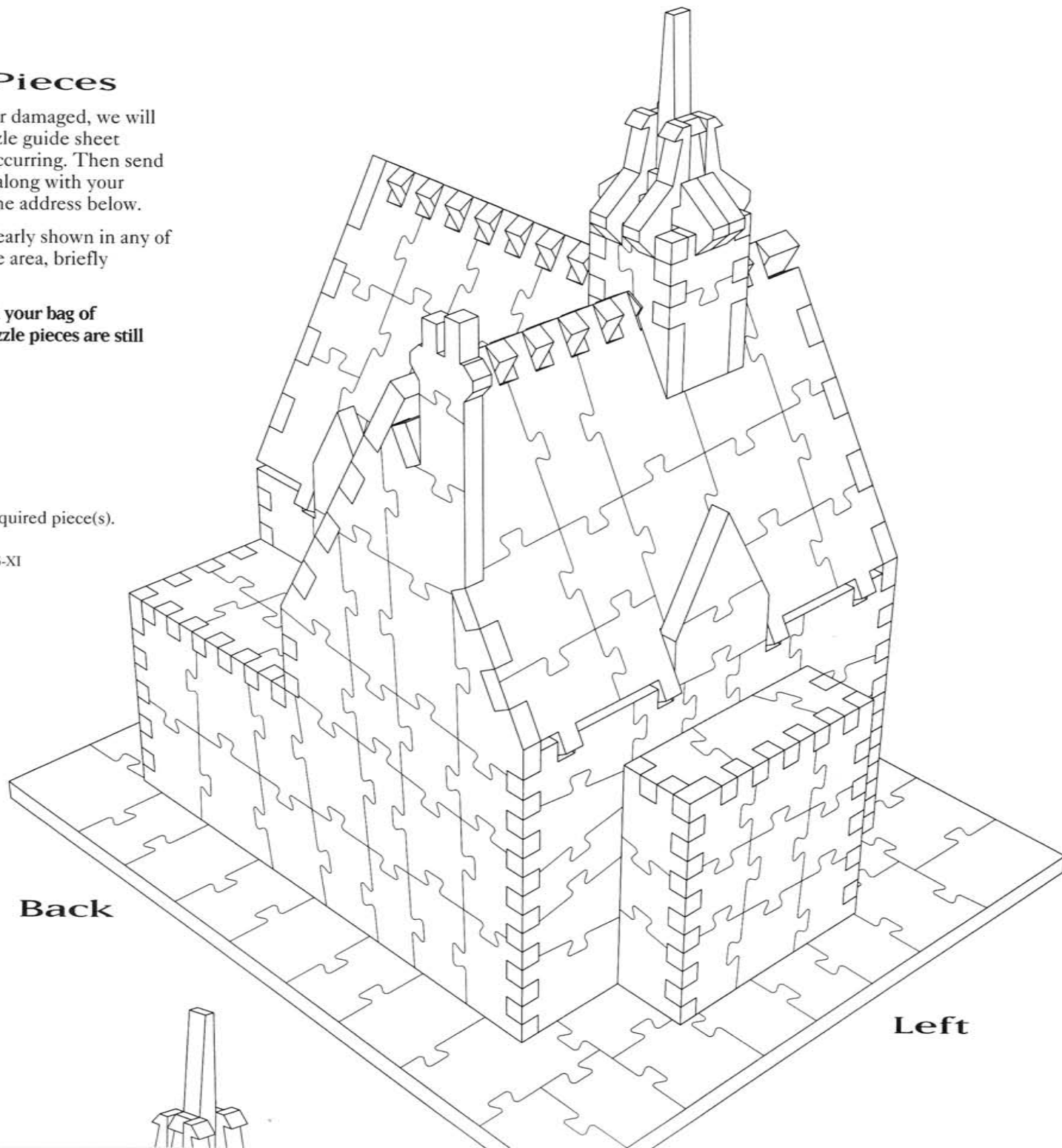
If your puzzle's missing piece is not clearly shown in any of the drawings, in addition to circling the area, briefly describe which piece you need.

Remember to check thoroughly through your bag of discarded pieces to determine if any puzzle pieces are still attached to red-dot pieces.

Consumer Service
Milton Bradley Company
443 Shaker Road
East Longmeadow, MA 01028

Within 2 to 4 weeks you will receive the required piece(s).

© Wrebbit Toys and Games Manufacturers, Inc. 4485-XI



This Victorian House, model "Isabella" can be interlocked on the left side with the Victorian House, model "Catherine". To do so, remove the outside base edging, when facing the front of the house, to interlock the desired model.

PUZZ



FRONT / DEVANT



RIGHT SIDE / CÔTÉ DROIT

2-3D™

Isabella MAISON VICTORIENNE
VICTORIAN HOUSE

Cette maison victorienne, modèle "Isabella" peut s'emboîter, par le côté gauche, à la maison victorienne, modèle "Catherine". Pour ce faire, placer la façade devant vous et détacher la première rangée de pièces située sur le côté gauche de la base.



LEFT SIDE / CÔTÉ GAUCHE



BACK / ARRIÈRE